

PRODUCT SPECIFICATIONS

TD-3264: 32 x 64 Trench Drain Shower Pan



STANDARD FEATURES

- Solid one-piece cast marble
- Durable gel coat surface
- Pre-leveled-rests on subfloor
- Extremely sanitary
- Will not mold or mildew
- Easy to install
- Maintenance-free
- Made in the U.S.A.
- Trench drain with removable cover for easy cleaning
- Recommended: add Shower Pan Liners to protect pans during construction

APPLICATIONS

- Hospitality | Multifamily | Senior Living | Student Housing | Military Housing

ITEM NUMBER

- TD-3264-14-3_16in-OS-SF

TECHNICAL SPECIFICATIONS

MODEL	Trench Drain
PAN SIZE	32" x 64"
MATERIAL	Cast Marble
FLOOR PATTERN	Traditional
FINISH	Matte, Textured, Non-Slip
BACKWALL	63 3/4"
SIDE WALLS	31 7/8"
DRAIN LOCATION	Offset - (specify left or right)
CENTER OF DRAIN MEASURES	14 3/16" from backwall, 3 1/2" from side wall
DIMENSIONS	NOTE: Finished product dimensions may vary +/- 1/8" from drawings
DRAIN OPENING	3 1/4"
TRENCH WIDTH	4 3/4"
DRAIN COVER	27"
FRONT CURB	Integral, 3" w x 3" h
FLANGE	1" on side and backwalls - attached at factory
WEIGHT	~ 213#
STANDARD	Mincey Classic™
SLOPE	Pan is sloped toward the drain at 2%
CSI NUMBER	22 42 23



CONTACT OUR SALES STAFF

M-F: 8:00 am - 5:00 pm
Eastern

770-532-0451



WE'RE HERE TO HELP

Request a product sample, color sample or get a quote.

sales@minceymarble.com
samples@minceymarble.com

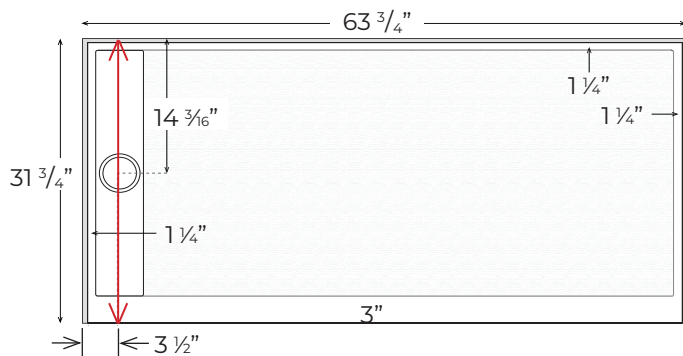


COLORS	
ALMOND	7800
BONE	7670
CREAM	7400
IVORY	7300
WHITE	2250
LIGHT GRAY	7256
PUTTY	7000

SPECIAL NOTES	
---------------	--

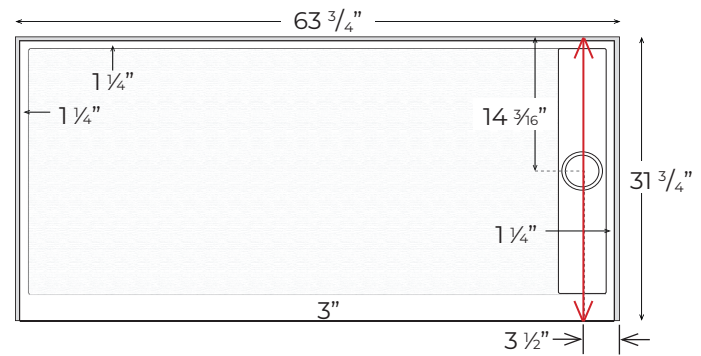
- Standards and Ratings:
- CSA B45-5/IAPMO Z124-2011
- MAS Certified Green. Compliant with ANSI/BIFMA X7.1 Standard
- ANSI A137.1 (average rating of 0.65)
- ANSI A326.3 (average rating of 0.72)
- ANSI/NFSI B101.3 (average rating of 0.66)
- Suggested Drains:
- Sioux Chief Mfg. model: 825-2P – PVC
- Oatey part number: 42045 – PVC
- Oatey part number: 42150 – Brass
- NOTE: Finished product dimensions may vary +/- 1/8" from drawings
- NOTE: Drain is not included with pan

TD-3264 (14 3/16")-OS/SF-L



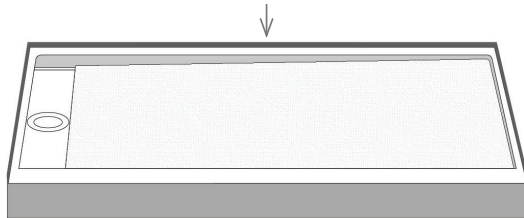
Finished product dimensions may vary by +/- 1/8" from drawings.

TD-3264 (14 3/16")-OS/SF-R



Finished product dimensions may vary by +/- 1/8" from drawings.

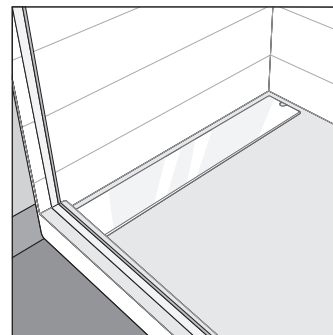
1" Flange Attached at Factory on Back & Sides



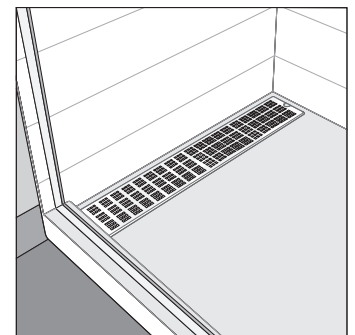
Integral Curb 3" Tall

Left Hand Drain Shown. Left & Right Hand Drain Available.

Drain Cover Options

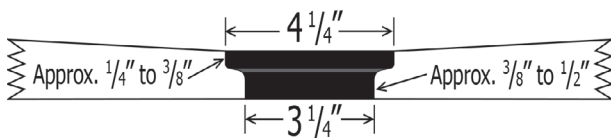


Solid

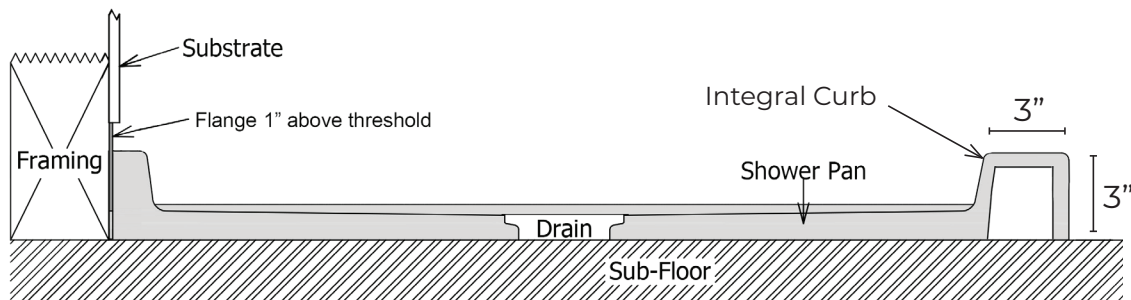


Decorative

Drain Detail:



For an additional charge, Powder Coating options are available. Please contact our sales associates for more information.



REV: 11.03.21