

## PRODUCT SPECIFICATIONS

### TD-32-ADJ-66: 32 Adjustable Trench Drain Shower Pan



#### STANDARD FEATURES

- Width customizable up to 66"
- Solid one-piece cast marble
- Durable gel coat surface
- Pre-leveled-rests on subfloor
- Extremely sanitary
- Will not mold or mildew
- Easy to install
- Maintenance-free
- Manufactured in the U.S.A.
- Trench drain with removable cover for easy cleaning
- Recommended: add Shower Pan Liners to protect pans during construction

#### APPLICATIONS

- Hospitality | Multifamily | Senior Living | Student Housing | Military Housing

#### ITEM NUMBER

- TD-32-ADJ-66-OS-SF

#### TECHNICAL SPECIFICATIONS

MODEL	Adjustable Length
-------	-------------------

PAN SIZE	32" d x up to 66" w max
----------	-------------------------

MATERIAL	Cast Marble
----------	-------------

FLOOR PATTERN	Traditional
---------------	-------------

FINISH	Matte, Textured, Non-Slip
--------	---------------------------

BACKWALL	Up to 66"
----------	-----------

SIDE WALLS	32"
------------	-----

DRAIN LOCATION	Offset - (specify left or right)
----------------	----------------------------------

CENTER OF DRAIN MEASURES	14 1/2" from backwall, 3 1/2" from side wall
--------------------------	--

DIMENSIONS	NOTE: Finished product dimensions may vary +/- 1/8" from drawings
------------	---

DRAIN OPENING	3 1/4"
---------------	--------

TRENCH WIDTH	4 3/4"
--------------	--------

DRAIN COVER	27"
-------------	-----

FLANGE	~4" on side and backwalls - attached at factory
--------	---

FRONT CURB	Integral, 3" w x 3" h
------------	-----------------------

WEIGHT	Variable by size
--------	------------------

STANDARD	Mincey Classic™
----------	-----------------

SLOPE	Pan is sloped toward the drain at 2%
-------	--------------------------------------

CSI NUMBER	22 42 23
------------	----------



#### CONTACT OUR SALES STAFF

M-F: 8:00 am - 5:00 pm  
Eastern

**770-532-0451**



#### WE'RE HERE TO HELP

Request a product sample, color sample or get a quote.

**[sales@minceymarble.com](mailto:sales@minceymarble.com)**  
**[samples@minceymarble.com](mailto:samples@minceymarble.com)**

**PRODUCT SPECIFICATIONS**

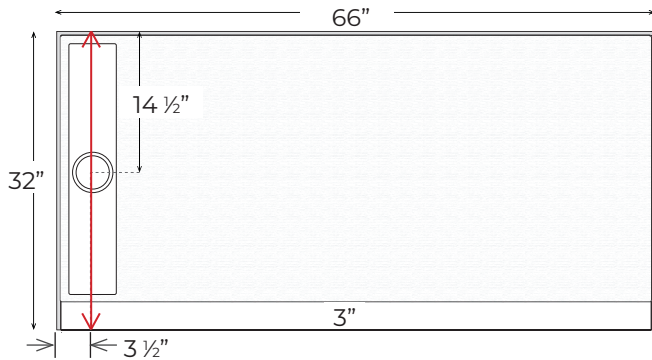
**TD-32-ADJ-66: 32 Adjustable Trench Drain Shower Pan**



COLORS	
ALMOND	7800
BONE	7670
CREAM	7400
IVORY	7300
WHITE	2250
LIGHT GRAY	7256
PUTTY	7000

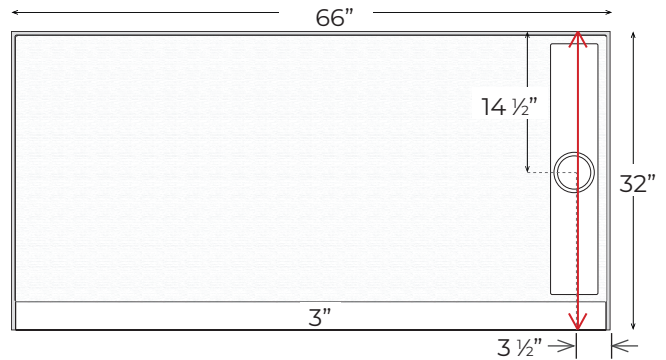
SPECIAL NOTES	
<ul style="list-style-type: none"><li>Standards and Ratings:</li><li>CSA B45-5/IAPMO Z124-2011</li><li>MAS Certified Green. Compliant with ANSI/BIFMA X7.1 Standard</li><li>ANSI A137.1 (average rating of 0.65)</li><li>ANSI A326.3 (average rating of 0.72)</li><li>ANSI/NFSI B101.3 (average rating of 0.66)</li><li>Suggested Drains:</li><li>Sioux Chief Mfg. model: 825-2P – PVC</li><li>Oatey part number: 42045 – PVC</li><li>Oatey part number: 42150 – Brass</li><li>NOTE: Finished product dimensions may vary +/- 1/8" from drawings</li><li>NOTE: Drain is not included with pan</li></ul>	

TD-32-ADJ-66"-OS/SF-L

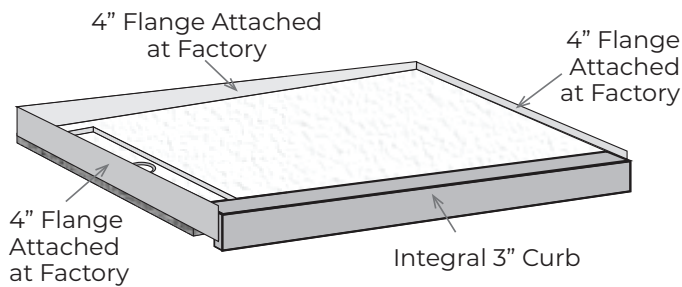


Finished product dimensions may vary by +/- 1/8" from drawings.

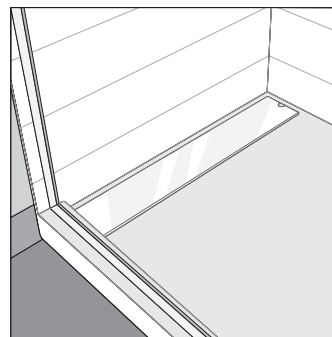
TD-32-ADJ-66"-OS/SF-R



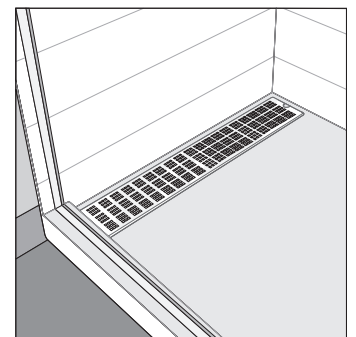
Finished product dimensions may vary by +/- 1/8" from drawings.



### Drain Cover Options



Solid



Decorative

For an additional charge, Powder Coating options are available. Please contact our sales associates for more information.

### Drain Detail:

