

## PRODUCT SPECIFICATIONS

### SP-3454: 34 x 54 Corner Drain Shower Pan



#### STANDARD FEATURES

- Solid one-piece cast marble
- Durable gel coat surface
- Pre-leveled-rests on subfloor
- Extremely sanitary
- Will not mold or mildew
- Easy to install
- Maintenance-free
- Manufactured in the U.S.A.
- Recommended: add Shower Pan Liners to protect pans during construction

#### APPLICATIONS

- Hospitality | Multifamily | Senior Living | Student Housing | Military Housing

#### ITEM NUMBER

- SP-3454-CD-SF

#### TECHNICAL SPECIFICATIONS

MODEL Corner Drain

PAN SIZE 34" x 54"

MATERIAL Cast Marble

FLOOR PATTERN Traditional

FINISH Matte, Textured, Non-Slip

BACKWALL 53 3/4"

SIDE WALLS 33 3/4"

DRAIN LOCATION Offset Corner - (specify left or right)

CENTER OF DRAIN MEASURES 10" from backwall, 8" from side wall

DIMENSIONS NOTE: Finished product dimensions may vary +/- 1/8" from drawings

DRAIN OPENING 3 1/4"

FRONT CURB Integral, 3" w x 3" h

FLANGE 1" Flange on side and back walls attached at factory

WEIGHT ~ 227#

STANDARD Mincey Classic™

SLOPE Pan is sloped toward the drain at 2%

CSI NUMBER 22 42 23

#### COLORS

ALMOND 7800

BONE 7670



#### CONTACT OUR SALES STAFF

M-F: 8:00 am - 5:00 pm  
Eastern

**770-532-0451**



#### WE'RE HERE TO HELP

Request a product sample, color sample or get a quote.

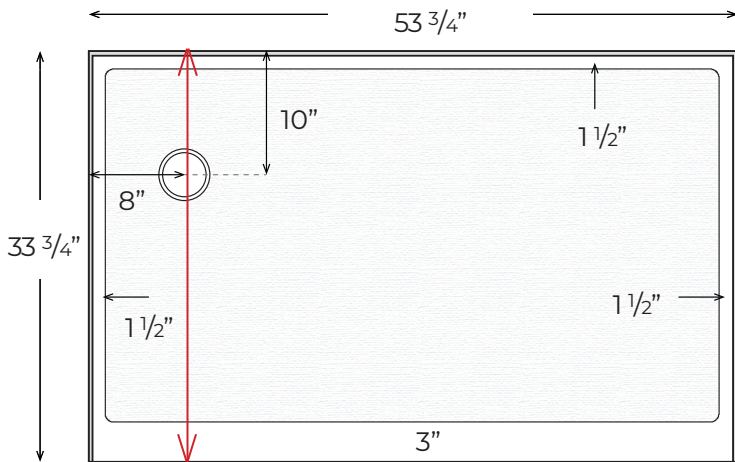
**[sales@minceymarble.com](mailto:sales@minceymarble.com)**  
**[samples@minceymarble.com](mailto:samples@minceymarble.com)**

CREAM	7400
IVORY	7300
WHITE	2250
LIGHT GRAY	7256
PUTTY	7000

SPECIAL NOTES

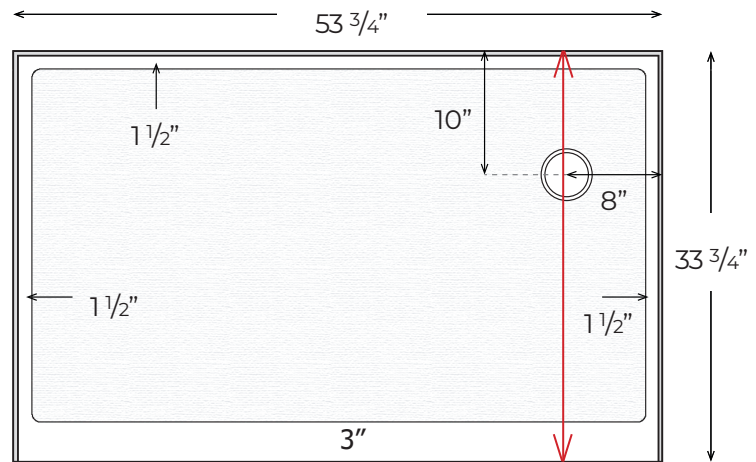
- Standards and Ratings:
- CSA B45-5/APMO Z124-2011
- MAS Certified Green. Compliant with ANSI/BIFMA X7.1 Standard
- ANSI A137.1 (average rating of 0.65)
- ANSI A326.3 (average rating of 0.72)
- ANSI/NFSI B101.3 (average rating of 0.66)
- Suggested Drains:
- Sioux Chief Mfg. model: 825-2P – PVC
- Oatey part number: 42045 – PVC
- Oatey part number: 42150 – Brass
- NOTE: Finished product dimensions may vary +/- 1/8" from drawings
- NOTE: Drain is not included with pan

SP-3454-CD/SF-L



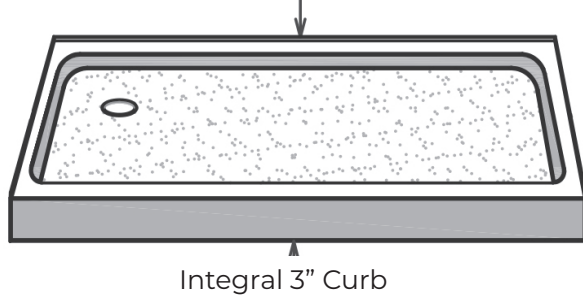
Finished product dimensions may vary by +/- 1/8" from drawings.

SP-3454-CD/SF-R

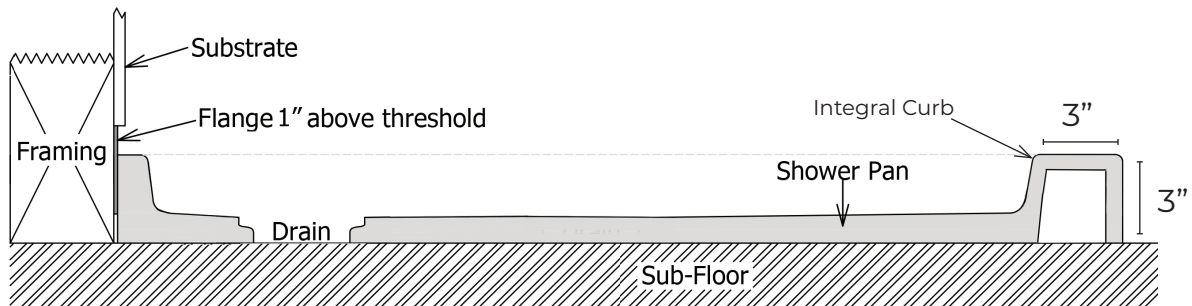
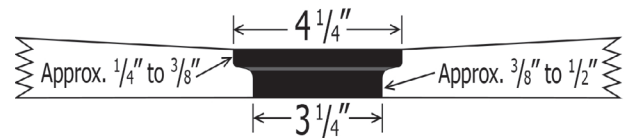


Finished product dimensions may vary by +/- 1/8" from drawings.

1" Flange Attached at Factory Back & Sides



Drain Detail:



REV: 11.04.21